


Qualität und Funktion

Gebrauchsanweisung
Instruction Manual



DAHO® Typ 2.6
DAHO® Typ 2.D

Rev.0-2021-04_DAH026+2D

 Uniprox GmbH & Co.KG
H.-Heine-Str.4
07937 Zeulenroda-Triebes

Tel. +49 (0) 36628-66-33 00
Fax +49 (0) 36628-66-33 55
E-Mail info@uniprox.de





Please read the IFU carefully before fitting. Only correct usage will warrant the function.

1. Intended Use

The DAHO® hand orthosis is a modular orthotic system for post-operational support, injuries or illnesses of the fingers and hand.

2. Technical data

2.1 DAHO® Typ 2.6

Extension orthosis with rigid wrist connector

To avoid damage to the Orthosis during shipping, the leaf spring units are not screwed on.

A Dynamic Extensor for DAHO® Type 2.6 can be ordered separately (DAHO-EXML/ DAHO-EXLL/ DAHO-EXMR/ DAHO-EXLR).



Order No.	Size	Side	Article No.
DAH026-SL	S	left	4 695 020 01 01 000
DAH026-ML	M	left	4 695 020 01 02 000
DAH026-LL	L	left	4 695 020 01 03 000
DAH026-XLL	XL	left	4 695 020 01 04 000
DAH026-SR	S	right	4 695 020 02 01 000
DAH026-MR	M	right	4 695 020 02 02 000
DAH026-LR	L	right	4 695 020 02 03 000
DAH026-XLR	XL	right	4 695 020 02 04 000

Enclosed Spring-lengths:

Size	Thumb*	Index finger	Middle finger	Ring Finger	Little Finger
S	-	12 cm	14 cm	12 cm	12 cm
M	2 x 12 cm	14 cm	16 cm	14 cm	12 cm
L/XL	2 x 14 cm	16 cm	16 cm	16 cm	14 cm

*valid for the separate Thumb Extension 2.6

2.2 DAHO® Typ 2.D

Extension orthosis with leafsprings without forearm cuff



Order No.	Size	Side	Article No.
DAH02D-ML	M	left	4 695 030 01 02 000
DAH02D-LL	L	left	4 695 030 01 03 000
DAH02D-XLL	XL	left	4 695 030 01 04 000
DAH02D-MR	M	right	4 695 030 02 02 000
DAH02D-LR	L	right	4 695 030 02 03 000
DAH02D-XLR	XL	right	4 695 030 02 04 000

The Leafspring unit for DAHO® 2D has to be ordered separately.

Order No.	Side	Article No.
E-DAH088	10 cm	4 695 038 00 01 022
E-DAH089	12 cm	4 695 038 00 01 033
E-DAH090	14 cm	4 695 038 00 01 044
E-DAH091	16 cm	4 695 038 00 01 055

Contains:

- 1 Finger base (E-DAH076),
- 1 Looppadding (E-DAH075),
- Fingerloop 2.D (E-DAH0100),
- Silicone tubing (E-DAH077) and
- the chosen Leafspring

3. Indication/ Contraindication

Indication:

- Early stage post-operative motion therapy after extensor tendon injuries
- Neurologic malfunction, hand training with slight spasticity
- Contracture Prophylaxis with nerves lesions
- Redressment of soft-tissue contractures with deformity
- Fingerjoint Contractures (like Morbus Dupuytren) (only Type 2.D)
- Improvement grip strenght rehabilitation (only Type 2.D)

Contraindication:

- Severe spasticity
- Extreme deformities of the forearm or hand
- Extreme small or large hands
- Open wounds (without wound coverage)

4. Side effects

If the orthosis has been worn for a long period, the corrective pressure can lead to skin impressions and -irritations.

5. General safety instructions



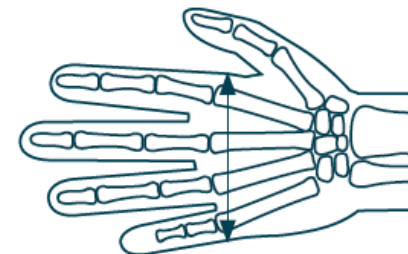
- This medical products is single patient multiple use.
- Fitting/service of the medical device is only allowed by a certificated orthopedic professional.
- The professional should instruct the correct use of the devise to the user.
- The DAHO® Handorthosis is a prescription product that should be worn according the medical instructions.
- DAHO® Handorthosis should only be worn in accordance with these instructions and for the indications described.
- In the event of incorrect use product liability is excluded.
- In the event of over sensitivity of the skin, known contact allergies and sensitivity to pressure, a cotton glove should be worn under the DAHO® Handorthosis.
- No inexpert alterations may be made to the product. This may result in the performance of the product being limited, with the consequence that product liability is excluded.
- Patients should consult their doctor in the event of unusual changes in the hand function (e.g. an increase of the complaints).
- Combination with other products must be discussed with the patient's doctor beforehand.
- In the event of changes in performance or malfunctions of the orthosis, the patient should contact their orthopedic technician or doctor immediately.
- Avoid contact of the orthosis with wounds and skin deformations, without wound coverage!

6. Application information

6.1 Size Selection

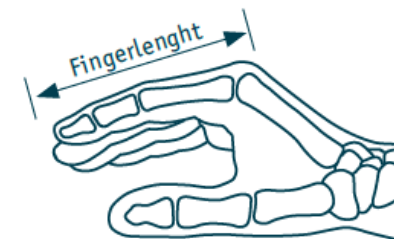
To select the right orthotic size, the metacarpal width is measured at the level of the MCP joints.

Size	Midhand width
S	5,5 – 7,0 cm
M	7,1 – 8,5 cm
L	8,6 – 11,0 cm
XL	9,0 – 11 cm For powerful hands



Select the spring length:

Fingerlenght	Spring
5 - 7 cm	10 cm
7 - 9 cm	12 cm
9 - 11 cm	14 cm
11 - 13 cm	16 cm



6.2 Adjustment




The DAHO® Type 2.6 and Type 2.D are not ready-made products but a medical device that has to be individually adjusted to the patient's demands.

6.2.1 Test and possible exchange of the leaf springs according to the length of the fingers:


The selected spring units are attached at designated screw points. The barb of the spring pad ensures a stable directional adjustment of the spring. Each leaf spring has to be adjusted to the length of the fingers. In extended position the leaf spring should be approx. 1 cm longer than the finger (four different lengths are available which can be exchanged when needed).

The finger loops should be close to the DIP joints. In order to have enough sliding range the finger loops should be close to the proximal end of the groove in extended position. If a different position of the finger loop is desired the length of the spring has to be adjusted. Loosen the attachment screw. For adjustment. The spring action can be enhanced by a second leaf spring of the same length is inserted into the spring unit.




6.2.2 Adjustment of the finger loops:

The opening of the finger loop should be just that wide that the finger can glide inside without opening the hook-and-loop fastener.




The size of the opening is adjusted once and then the remaining hook-and-loop fastener should be cut off.



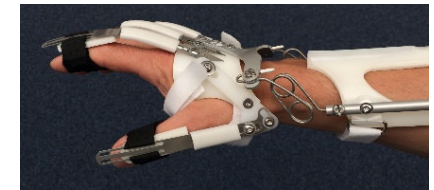
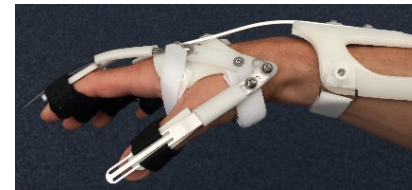
6.2.3 Loop cushion:

When fitting short fingers the loop cushion should be shortened to avoid that the loop cushion push the finger out of the finger loop during full extension of the finger.



6.2.4 Adjustment of the forearm and the midhand cuff (only Type 2.6):

The DAHO® Typ 2.6 will be supplied with a fixed connection bar in neutral position which can be adjusted if needed. Do not bend sharp edges (risk of fracture). For a flexed position of the hand the long connection bar E-DAHO60 should be used. In addition the wrist coil spring E-DAHO43 can be used if a free motion and a support of the wrist extension is desired. The plastic shells can be a thermoplastically or mechanically deformed.



7. Maintenance and Cleaning



The orthosis can be washed with mild soap and handwarm water. Standard available disinfectants may be used for disinfection.

8. CE-Conformity

The product satisfies the requirements of Regulation (EU) 2017/745 of the European Parliament and of the Council (MDR) and bears the CE mark. All major incidents related to the product needs to be informed to Uniprox and the competence European Authority.

9. Warranty and Guarantee

We recommend to change/renew the hand orthosis after 6 month.

Warranty is provided under the terms of sale and supply of Uniprox GmbH & Co. KG provided that the above conditions are met.

10. Storage and Disposal

There are no special storage regulations for the orthosis.

The product is disposable with standard household garbage.

Please direct any questions to:

Customer Service: + 49 (0) 36628-66-33 70
Fax: + 49 (0) 36628-66-33 77
E-mail: export@uniprox.de